

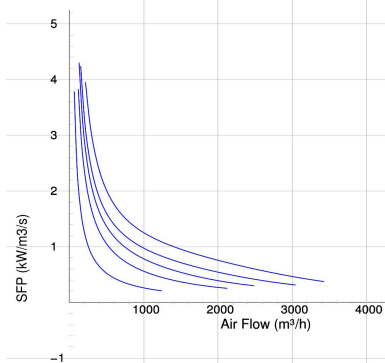
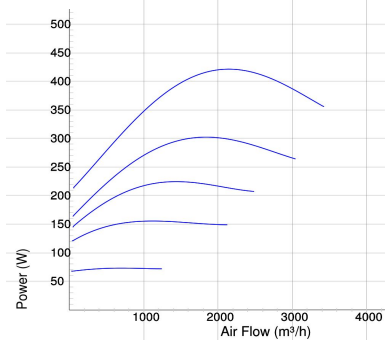
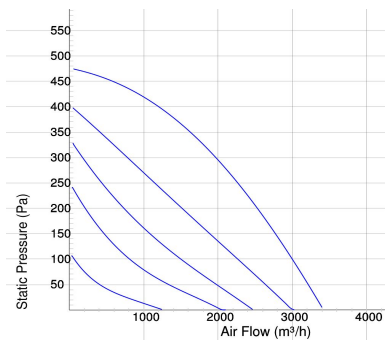


RKB 600x350 D3 ErP

RKB
 Duct fan with rectangular connections.
 Proven performance and reliability.
 High capacity and very good efficiency.
 Impeller with backward curved blades.
 The external rotor motor has maintenance-free sealed ball-bearings.
 Integrated motor protection.
 Junction box has enclosure class IP 54.
 For speed control a transformer or electric speed controller can be connected.
 Fan housing is manufactured from galvanized sheet steel.
 Swing-out design to simplify the maintenance and cleaning of the impeller.
 The fan is intended to be installed in a duct system.
 When duct connected the fan can be installed outside or in damp environments.
 Easy installation in any position.

Accessories

- VRDT 2
- VRTT 2
- MB Universal
- Dukstos 600x350



Voltage steps

1	2	3	4	5
95V	145V	185V	240V	400V

TECHNICAL DATA

7480161 RKB 600x350 D3 ErP

Voltage	400 V
Voltage Delta	230 V
Phase	3 ~
Frequency	50 Hz
Power	424 W
Current	0.79 A
Current when speed controlled	0.82 A
Current Delta	1,37 A
Current Delta when speed controlled	1.43 A
Speed	1330 r.p.m.
Max. temperature of transported air	70 °C
Max. temperature of transported air when speed controlled	60 °C
Sound pressure level at 3 m	55 dB(A)
Weight	30.4 kg
Enclosure class	54 IP
Insulation class, motor	F
Max. flow	3420 m³/h
Max. pressure	478 Pa
Voltage range	380-415 V

SOUND DATA

	Flow (m³/h)	L _{WA} tot dB (A)	63Hz	125Hz	250Hz	500Hz	1KHz	2KHz	4KHz	8KHz
5. Surrounding Lw dB(A) 400V	2452	62	42	58	58	53	50	43	41	36
5. Outlet Lw dB(A) 400V	2452	80	64	75	76	71	71	65	62	62
5. Inlet Lw dB(A) 400V	2452	74	61	70	70	64	59	60	56	55
4. Inlet Lw dB(A) 240V	2041	70	57	67	65	57	54	55	52	48
3. Inlet Lw dB(A) 185V	1656	63	56	59	58	51	49	49	49	31
2. Inlet Lw dB(A) 145V	1292	58	54	50	52	45	43	43	43	20
1. Inlet Lw dB(A) 95V	731	46	41	41	40	34	33	31	16	14

DIMENSIONS

