

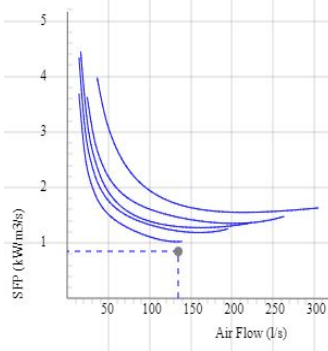
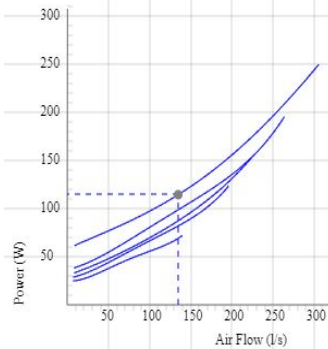
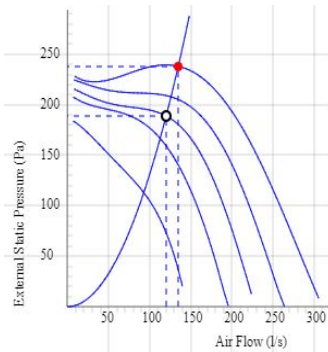


RK 400x200 C3

- Duct fan with rectangular connections.
- Proven performance and reliability.
- Designed to cope with high pressure and long ducts.
- Impeller with forward curved blades.
- The external rotor motor has maintenance-free sealed ball-bearings.
- Integrated motor protection.
- Junction box has enclosure class IP 54.
- For speed control a transformer can be connected.
- Fan housing is manufactured from galvanized sheet steel.
- Swing-out design to simplify maintenance and cleaning of the impeller.
- The fan is intended to be installed in a duct system.
- A duct connected fan can be installed outside or in damp environments.
- Easy installation in any position.

Accessories

- VRTT 1
- VRDT 2
- MB Universal
- RK Kit 200 (400x200)
- Dukstos 400x200
- LDR 400x200



Voltage steps

1	2	3	4	5
95V	145V	185V	240V	400V

TECHNICAL DATA

7500047 RK 400x200 C3	
Voltage	400 V
Voltage Delta	230 V
Phase	3 ~
Frequency	50 Hz
Power	252 W
Current	0.46 A
Current Delta	0.80 A
Speed	1260 r.p.m.
Max. temperature of transported air	80 °C
Sound pressure level at 3 m	49 dB(A)
Weight	13.0 kg
Enclosure class	44 IP
Insulation class, motor	F
Capacitor	- µF
Duct connection	400x200 mm
Max. flow @ 0Pa	310 l/s
Max. pressure	240 Pa
Voltage range	380-415 V

SOUND DATA

	Flow (l/s)	L_{WA} tot dB (A)	63Hz	125Hz	250Hz	500Hz	1KHz	2KHz	4KHz	8KHz
5. Surrounding Lw dB(A) 400V	229	56	39	45	51	51	48	45	41	35
5. Outlet Lw dB(A) 400V	229	75	56	62	67	67	66	68	66	62
5. Inlet Lw dB(A) 400V	229	70	57	64	65	63	59	59	59	54
4. Inlet Lw dB(A) 240V	219	67	53	61	62	60	55	56	55	49
3. Inlet Lw dB(A) 185V	198	63	51	57	57	57	52	52	51	43
2. Inlet Lw dB(A) 145V	176	59	48	53	54	53	47	47	46	36
1. Inlet Lw dB(A) 95V	137	48	39	42	42	43	37	34	29	17

DIMENSIONS

