

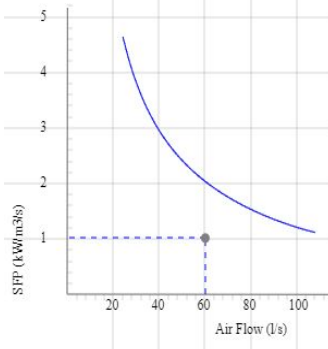
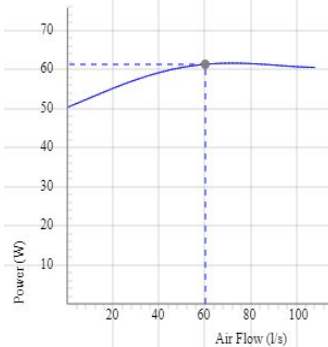
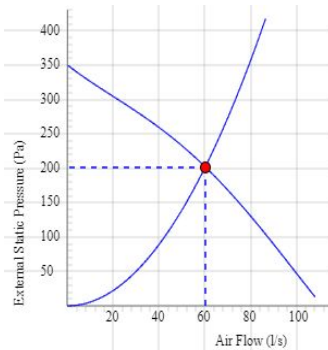


TKS 300 C1

- Roof fan with square connection.
- Horizontal outlet.
- High performance and proven reliability.
- Operational in both 50 and 60 Hz.
- Impeller with backward curved blades.
- The external rotor motor has maintenance-free sealed ball-bearings.
- Integrated motor protection.
- Junction box has enclosure class IP 54.
- For speed control a transformer or electronic speed controller can be connected.
- Fan housing is manufactured from galvanized sheet steel which is polyester plastic coated in black as standard.
- Swing-up design to simplify maintenance and cleaning of the impeller.
- The easiest way to mount the roof fan is with a roof curb, TFU to TKS.
- The fan complies with environmental requirement M2.
- To comply with the ErP 2018 regulation, a local demand controller must be used.

Accessories

- VRTE C
- VRDE 1,5
- VRS 0.5
- Local Demand Controller Kit
- TFU 300
- Connection plate TFU 300
- Back draught shutter TFU 300



Voltage steps

1
230V

TECHNICAL DATA

	7210010 TKS 300 C1 Black w cable	7210036 TKS 300 C1 Brick red w cable
Voltage	230 V	230 V
Phase	1 ~	1 ~
Frequency	50 Hz	50 Hz
Optional frequency	60 Hz	60 Hz
Power	62 W	62 W
Current	0.31 A	0.31 A
Speed	2460 r.p.m.	2460 r.p.m.
Max. temperature of transported air	80 °C	80 °C
Max. temperature of transported air when speed controlled	80 °C	80 °C
Sound pressure level at 3 m	60 dB(A)	60 dB(A)
Weight	4.3 kg	4.3 kg
Enclosure class	44 IP	44 IP
Insulation class, motor	F	F
Capacitor	2 µF	2 µF
Max. flow @ 0Pa	111 l/s	111 l/s
Max. pressure	352 Pa	352 Pa
Voltage range	220-240 V	220-240 V

SOUND DATA

	Flow (l/s)	L _{wa} tot dB (A)	63Hz	125Hz	250Hz	500Hz	1KHz	2KHz	4KHz	8KHz
1. Surrounding Lw dB(A) 230V	71	67	47	40	54	58	64	62	54	45
1. Inlet Lw dB(A) 230V	71	65	45	53	60	59	58	57	49	38

DIMENSIONS

